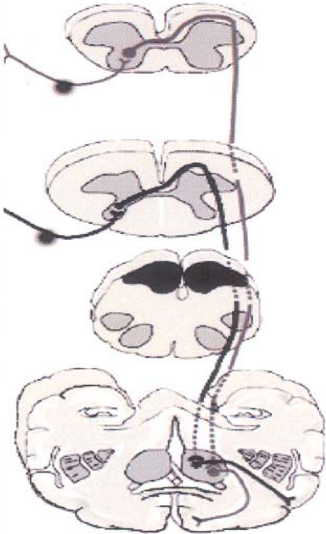
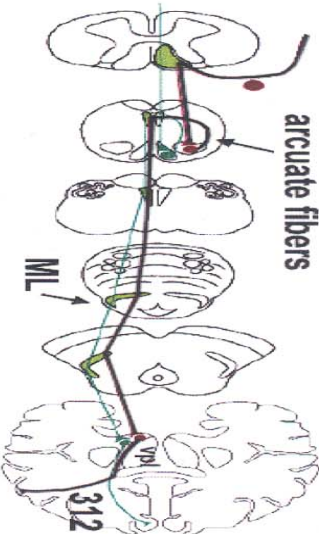
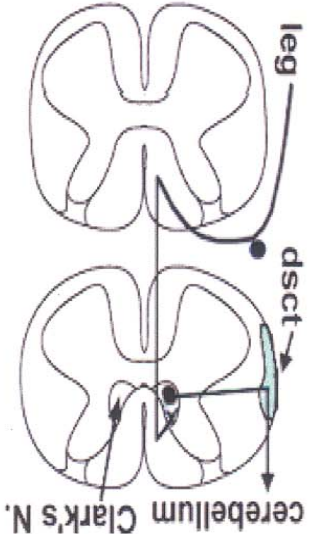
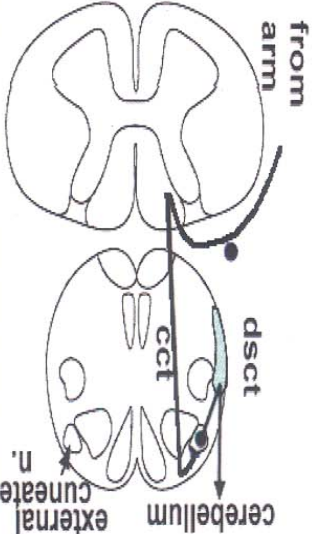


name	modality	synapse 1	synapse 2	synapse 3	course	Lat
corticospinal tract					<p>lateral cst anterior cst pyramids CST cerebral peduncle motor cortex area 4 precentral gyrus</p>	
rubrospinal tract					<p>RUBROSPINAL TRACT RED NUCLEUS CORTICEX</p>	
vestibulospinal tract					<p>mlf T All S lat vestibular nuclei MVST LVST cerebellar peduncles</p>	
tectospinal tract					<p>SPINAL CORD MIDBRAIN TECTUM superior colliculus</p>	

name	modality	synapse 1	synapse 2	synapse 3	course	Lat	clinical comments
spinothalamic tract							
dorsal column tracts							
dorsal spinocerebellar tract							
cuneocerebellar tract							

name modality synapse 1 synapse 2 synapse 3 course Lat clinical comments

ventral spinocerebellar t.

